

Results

Friday 7th July

40 K1 Women 1000 m SF 1 / 1 09:00

1/3 -> Final rest out










rank	lane	country	name	time	gap
1.	(4)	ESP 	91 MANCHON PORTILLO Beatriz	4:04.097 56.300 (1)	3:01.530 (1)
2.	(5)	SCG 	421 NADJ Antonija	4:04.693 59.980 (6) + 03.680	00.596 3:02.850 (3) + 01.320
3.	(2)	FRA 	118 DELATTRE Marie	4:05.165 57.840 (3) + 01.540	01.068 3:02.520 (2) + 00.990
4.	(9)	BLR 	8 BANDARENKA Natallia	4:08.557 1:02.620 (9) + 06.320	04.460 3:04.330 (4) + 02.800
5.	(6)	DEN 	77 ENGEL HANSEN Henriette	4:11.501 1:00.700 (7) + 04.400	07.404 3:06.370 (6) + 04.840
6.	(7)	AUT 	2 SCHURING Yvonne	4:12.601 57.070 (2) + 00.770	08.504 3:07.360 (7) + 05.830
7.	(8)	NED 	298 HAAZE Eef	4:15.153 1:01.630 (8) + 05.330	11.056 3:09.440 (8) + 07.910
8.	(3)	GBR 	129 COULSON Abi	4:17.497 59.270 (5) + 02.970	13.400 3:09.770 (9) + 08.240
9.	(1)	GRE 	168 ALEXOPOULOU Athina	4:17.853 58.550 (4) + 02.250	13.756 3:05.490 (5) + 03.960

Results

Friday 7th July

41 C1 Men 1000 m SF 1 / 1 09:07

1/3 -> Final rest out

rank	lane	country	name	time	gap
1.	(7)	ROM 	370 MIRONCIC Florin	4:01.143	
				54.810 (1) 1:55.950 (1) 2:59.490 (1)	
2.	(3)	CZE 	45 DOKTOR Martin	4:04.011	02.868
				58.820 (5) 2:00.010 (4) 3:03.120 (2) + 04.010 + 04.060 + 03.630	
3.	(6)	FRA 	120 HEMONIC Bertrand	4:05.007	03.864
				57.450 (3) 1:58.640 (3) 3:03.670 (3) + 02.640 + 02.690 + 04.180	
4.	(9)	ITA 	253 CALVI Enrico	4:08.991	07.848
				1:01.730 (9) 2:03.030 (7) 3:06.630 (6) + 06.920 + 07.080 + 07.140	
5.	(4)	HUN 	202 JOÓB Márton	4:14.347	13.204
				1:00.740 (8) 2:01.000 (5) 3:04.050 (5) + 05.930 + 05.050 + 04.560	
6.	(1)	LAT 	275 PROKOPENKO Andrejs	4:17.203	16.060
				59.320 (6) 2:04.520 (9) 3:10.700 (9) + 04.510 + 08.570 + 11.210	
7.	(8)	BUL 	27 ATANASOV Stanimir	4:18.695	17.552
				56.520 (2) 1:57.430 (2) 3:03.830 (4) + 01.710 + 01.480 + 04.340	
8.	(5)	UKR 	472 CHEBAN Yuriy	4:20.419	19.276
				58.050 (4) 2:02.210 (6) 3:08.390 (7) + 03.240 + 06.260 + 08.900	
9.	(2)	SVK 	449 OSTRCIL Marian	4:32.087	30.944
				59.920 (7) 2:03.750 (8) 3:08.830 (8) + 05.110 + 07.800 + 09.340	

Results

Friday 7th July

42 K1 Men 1000 m SF 1 / 3 09:14

1/3 -> Final A 4/6 -> Final B rest out


rank	lane	country	name	time	gap	
1.	(1)	CRO 	497 JANIC Stjepan	3:34.633		
				51.130 (1)	1:45.840 (1)	2:39.780 (1)
2.	(5)	NOR 	308 LARSEN Eirik veras	3:37.729	03.096	
				53.710 (4)	1:49.470 (4)	2:43.070 (2)
				+ 02.580	+ 03.630	+ 03.290
3.	(4)	HUN 	177 BENKÓ Zoltán	3:38.497	03.864	
				52.340 (2)	1:47.930 (2)	2:44.060 (3)
				+ 01.210	+ 02.090	+ 04.280
4.	(7)	RUS 	402 RYAKHOV Anton	3:39.185	04.552	
				54.260 (5)	1:50.180 (5)	2:45.100 (4)
				+ 03.130	+ 04.340	+ 05.320
5.	(3)	GER 	144 ECKBRETT Torsten	3:41.357	06.724	
				53.060 (3)	1:48.750 (3)	2:46.040 (5)
				+ 01.930	+ 02.910	+ 06.260
6.	(6)	POL 	332 LUCZAK Krzysztof	3:42.753	08.120	
				57.560 (9)	1:52.320 (8)	2:46.150 (6)
				+ 06.430	+ 06.480	+ 06.370
7.	(8)	LTU 	289 NEKROSIUS Ricardas	3:44.969	10.336	
				56.080 (7)	1:50.950 (6)	2:46.750 (7)
				+ 04.950	+ 05.110	+ 06.970
8.	(2)	GRE 	170 NIKOLAOU Christos	3:48.393	13.760	
				55.250 (6)	1:52.870 (9)	2:48.020 (8)
				+ 04.120	+ 07.030	+ 08.240
9.	(9)	CZE 	74 TRNKA Michal	3:49.697	15.064	
				56.740 (8)	1:51.720 (7)	2:49.830 (9)
				+ 05.610	+ 05.880	+ 10.050

Results

Friday 7th July

43 K1 Men 1000 m SF 2 / 3 09:21

1/3 -> Final A 4/6 -> Final B rest out

rank	lane	country	name	time	gap
1.	(5)	 GBR	127 BRABANTS Tim	3:37.732	
				51.190 (1) 1:45.840 (1)	2:43.020 (1)
2.	(6)	 SWE	461 OSCARSSON Markus	3:39.560	01.828
				52.950 (3) 1:48.260 (2)	2:45.430 (2)
				+ 01.760 + 02.420	+ 02.410
3.	(4)	 ESP	99 SAIES SISTIAGA Ekaitz	3:40.212	02.480
				53.990 (4) 1:49.910 (4)	2:46.970 (4)
				+ 02.800 + 04.070	+ 03.950
4.	(8)	 ITA	250 BENEDINI Franco	3:41.472	03.740
				52.070 (2) 1:48.810 (3)	2:46.040 (3)
				+ 00.880 + 02.970	+ 03.020
5.	(3)	 UKR	494 TERESHCHENKO Vladyslav	3:44.832	07.100
				55.750 (6) 1:51.780 (6)	2:48.340 (6)
				+ 04.560 + 05.940	+ 05.320
6.	(7)	 FIN	109 MIKKONEN Kalle	3:46.224	08.492
				54.930 (5) 1:50.900 (5)	2:48.120 (5)
				+ 03.740 + 05.060	+ 05.100
7.	(9)	 LUX	505 SEIDEL Marc	3:49.908	12.176
				57.510 (8) 1:53.750 (7)	2:53.120 (7)
				+ 06.320 + 07.910	+ 10.100
8.	(2)	 SVK	441 GYORI Tibor	3:50.988	13.256
				56.740 (7) 1:54.250 (8)	2:53.450 (8)
				+ 05.550 + 08.410	+ 10.430
9.	(1)	 EST	104 PODER Raigo	3:52.156	14.424
				58.390 (9) 1:57.100 (9)	2:55.260 (9)
				+ 07.200 + 11.260	+ 12.240

Results

Friday 7th July

44 K1 Men 1000 m SF 3 / 3 09:28

1/3 -> Final A 4/6 -> Final B rest out

rank	lane	country	name	time	gap
1.	(6)	ISR 	247 YELLIN Roei	3:40.634	
				52.400 (2) 1:47.540 (1) 2:44.280 (1)	
				+ 05.000	
2.	(3)	SLO 	432 ZUPANCIC-REGENT Jernej	3:41.514	00.880
				54.430 (5) 1:49.800 (4) 2:45.380 (2)	
				+ 07.030 + 02.260 + 01.100	
3.	(5)	DEN 	82 WRAAE Kim	3:41.902	01.268
				53.120 (3) 1:49.140 (3) 2:45.760 (3)	
				+ 05.720 + 01.600 + 01.480	
4.	(4)	POR 	359 SILVA Emanuel	3:43.046	02.412
				57.890 (8) 1:50.510 (5) 2:47.850 (5)	
				+ 10.490 + 02.970 + 03.570	
5.	(7)	FRA 	121 JOUBE Sebastien	3:48.494	07.860
				47.400 (1) 1:48.530 (2) 2:46.480 (4)	
				+ 00.990 + 02.200	
6.	(2)	NED 	299 KOENDERS Robin	3:48.834	08.200
				56.580 (7) 1:51.220 (6) 2:51.150 (7)	
				+ 09.180 + 03.680 + 06.870	
7.	(1)	SUI 	433 FÄH Simon	3:49.066	08.432
				55.700 (6) 1:51.990 (7) 2:50.210 (6)	
				+ 08.300 + 04.450 + 05.930	
8.	(8)	SCG 	419 KOVACIC Igor	3:54.998	14.364
				58.390 (9) 1:53.800 (8) 2:53.450 (8)	
				+ 10.990 + 06.260 + 09.170	
9.	(9)	LAT 	273 KUNIGS Kalvis	4:02.806	22.172
				53.770 (4) 1:58.030 (9) 3:00.320 (9)	
				+ 06.370 + 10.490 + 16.040	



EUROPEAN FLATWATER CHAMPIONSHIPS SENIOR

July 06 - 09, 2006 Račice - Czech



Results

Friday 7th July

45 **K2 Women 1000 m** **SF 1 / 0** **09:35**

1/3 -> Final rest out

NO RACE


rank	lane	country	name	time	gap
------	------	---------	------	------	-----

Results

Friday 7th July

46 C2 Men 1000 m SF 1 / 1 09:42

1/3 -> Final rest out

rank	lane	country	name	time	gap	
1.	(5)	ROM 	366 CHIRILA Iosif	3:49.116		
			368 CUCULICI Andrei	53.110 (1)	1:50.340 (1)	2:49.670 (1)
2.	(6)	LAT 	274 PRANKS Gatis	3:50.012	00.896	
			278 SUDEIKIS Andrejs	55.250 (3)	1:52.380 (2)	2:51.150 (2)
				+ 02.140	+ 02.040	+ 01.480
3.	(7)	UKR 	491 PROKOPENKO Maksym	3:50.800	01.684	
			471 BEZUGLYY Sergiy	54.430 (2)	1:53.040 (3)	2:52.580 (3)
				+ 01.320	+ 02.700	+ 02.910
4.	(1)	BUL 	25 ALIEV Adnan	3:50.968	01.852	
			26 ATANASOV Dimitar	59.810 (7)	1:54.740 (6)	2:53.070 (4)
				+ 06.700	+ 04.400	+ 03.400
5.	(4)	ESP 	85 BEA GARCIA Jose Alfredo	3:52.864	03.748	
			92 MASCATO GARCIA David	56.630 (4)	1:53.580 (4)	2:53.350 (5)
				+ 03.520	+ 03.240	+ 03.680
6.	(2)	GBR 	133 LAWRENCE Matt	3:53.932	04.816	
			136 TRAIN James	59.370 (6)	1:54.130 (5)	2:55.050 (6)
				+ 06.260	+ 03.790	+ 05.380
7.	(9)	SVK 	442 HAGARA Lubomir	3:55.400	06.284	
			437 BIKSADSKY Daniel	58.110 (5)	1:55.450 (7)	2:56.640 (7)
				+ 05.000	+ 05.110	+ 06.970
8.	(8)	LTU 	288 MIASNIANKIN Jevgenij	3:55.680	06.564	
			292 REKSNYS Kazimieras	1:01.680 (9)	1:56.390 (8)	2:57.960 (8)
				+ 08.570	+ 06.050	+ 08.290
9.	(3)	CZE 	51 HELLER Jiri	3:56.624	07.508	
			43 BRECKA Jan	1:00.690 (8)	1:57.050 (9)	3:03.230 (9)
				+ 07.580	+ 06.710	+ 13.560

Results

Friday 7th July

47 K2 Men 1000 m SF 1 / 2 09:49

1/3 -> Final A 4/7+8th BT -> Final B rest out

rank	lane	country	name	time	gap
1.	(5)	ESP 	89 HERNANZ AGUERIA Javier	3:23.441	
			84 BANOS YERGA Pablo	46.900 (1) 1:57.040 (1)	2:30.990 (2) + 00.330
2.	(6)	DEN 	80 NIELSEN Lasse	3:23.985	00.544
			81 SPLIID Adam	53.160 (8) 1:57.920 (6)	2:31.980 (4) + 01.320
3.	(4)	IRL 	242 FLEMING neil	3:24.097	00.656
			244 MALONEY Brendan	47.840 (3) 1:57.370 (3)	2:30.660 (1) + 00.940
4.	(3)	GBR 	138 WYCHERLEY Paul	3:24.333	00.892
			126 ALMASI Peter	48.390 (4) 1:57.210 (2)	2:31.540 (3) + 00.880
5.	(9)	UKR 	473 EPISHKIN Vitaliy	3:24.605	01.164
			486 MARKIN Borys	49.150 (5) 1:59.080 (9)	2:33.240 (8) + 02.580
6.	(1)	NOR 	309 NAESS Mattis	3:24.673	01.232
			310 NOREBERG Jacob	58.050 (9) 1:58.750 (8)	2:33.630 (9) + 02.970
7.	(7)	LTU 	290 PETRUKANECAS Romas	3:24.737	01.296
			287 MALINAUSKAS Rokas	47.340 (2) 1:57.700 (5)	2:32.090 (5) + 01.430
8.	(2)	CZE 	54 HORSKY Ondrej	3:25.105	01.664
			56 JEZEK Tomas	51.190 (7) 1:58.140 (7)	2:32.640 (7) + 01.980
9.	(8)	SUI 	434 GUBSER David	3:28.281	04.840
			435 GUBSER Remo	50.090 (6) 1:57.540 (4)	2:32.310 (6) + 01.650

Results

Friday 7th July

48 K2 Men 1000 m SF 2 / 2 09:56

1/3 -> Final A 4/7+8th BT -> Final B rest out

rank	lane	country	name	time	gap
1.	(6)	SVK 	452 TARR Juraj	3:19.621	
			454 WIEBAUER Andrej	48.940 (4) 1:36.120 (2)	2:27.640 (2)
				+ 02.140	+ 00.440
					+ 00.220
2.	(9)	RUS 	403 SALAKHOV Evgeny	3:20.365	00.744
			412 VASILEV Anton	48.170 (3) 1:36.560 (3)	2:27.920 (3)
				+ 01.370	+ 00.880
					+ 00.500
3.	(5)	FRA 	117 COLIN Philippe	3:20.677	01.056
			116 CARRE Cyrille	50.370 (5) 1:37.770 (4)	2:29.620 (4)
				+ 03.570	+ 02.090
					+ 02.200
4.	(1)	LAT 	277 STALMANIS Ronalds	3:21.357	01.736
			272 KRISTAPS Zalupe	47.570 (2) 1:35.680 (1)	2:27.420 (1)
				+ 00.770	
5.	(4)	POL 	335 NOWAK Tomasz	3:21.389	01.768
			339 SEROCZYNSKI Adam	50.970 (6) 1:38.700 (6)	2:30.170 (6)
				+ 04.170	+ 03.020
					+ 02.750
6.	(2)	POR 	348 CORREIA Leonel	3:21.541	01.920
			358 SANTOS Pedro	51.850 (7) 1:38.260 (5)	2:29.840 (5)
				+ 05.050	+ 02.580
					+ 02.420
7.	(3)	BEL 	502 MAESEN Bob	3:22.665	03.044
			501 D'HAENE Wouter	53.390 (9) 1:40.570 (8)	2:32.810 (8)
				+ 06.590	+ 04.890
					+ 05.390
8.	(7)	ITA 	265 ROSSI Antonio	3:25.733	06.112
			263 RICCHETTI Alberto	52.680 (8) 1:41.230 (9)	2:33.030 (9)
				+ 05.880	+ 05.550
					+ 05.610
9.	(8)	NED 	297 FELDERHOFF Niels	3:28.545	08.924
			301 VAN DEN BERG Ruud	46.800 (1) 1:39.200 (7)	2:31.380 (7)
				+ 03.520	+ 03.960

Results

Friday 7th July

49 K4 Women 1000 m SF 1 / 1 10:03

1/3 -> Final rest out

rank	lane	country	name	time	gap	
1.	(5)	ITA 	249 AQUILANTI Claudia	3:30.772		
			267 SGROI Fabiana	49.820 (1)	1:42.550 (1) 2:36.710 (1)	
			251 BIGLIARDI Chiara			
			269 ZANIRATO Francesca			
2.	(3)	SCG 	420 KUBIK Renata	3:32.240	01.468	
			423 PANDA Antonija	50.530 (2)	1:43.210 (2) 2:37.470 (2)	
			417 KLIMPF Jelena	+ 00.710	+ 00.660 + 00.760	
			426 TIBOR Marta			
3.	(6)	UKR 	465 ALDUKHOVA Lyudmyla	3:32.416	01.644	
			485 LITYNSKA Oksana	51.910 (3)	1:44.470 (3) 2:39.120 (4)	
			488 PALAMARCHUK Yuliya	+ 02.090	+ 01.920 + 02.410	
			483 LISOVA Katerina			
4.	(4)	POR 	355 PORTELA Teresa	3:32.768	01.996	
			360 SOUSA Joana	52.730 (4)	1:44.970 (4) 2:38.240 (3)	
			351 GOMES Beatriz	+ 02.910	+ 02.420 + 01.530	
			349 COSTA Marcia			
				(0)	(0)	(0)
				(0)	(0)	(0)
				(0)	(0)	(0)
				(0)	(0)	(0)
				(0)	(0)	(0)

Results

Friday 7th July

50 K4 Men 1000 m SF 1 / 1 10:10

1/3 -> Final rest out

rank	lane	country	name	time	gap	
1.	(5)	POL 	331 KUJAWSKI Mauriusz	2:57.934		
			316 BAUMANN Pawel	41.690 (2)	1:26.180 (2)	2:12.210 (1)
			321 GAWRYCH Przemyslaw	+ 00.380	+ 00.490	
			323 GORSKI Tomasz			
2.	(1)	BUL 	31 KAZANOV Milko	2:59.570	01.636	
			30 HRISTOV Ivan	43.560 (4)	1:27.610 (3)	2:14.740 (3)
			32 MERKOV Petar	+ 02.250	+ 01.920	+ 02.530
			33 YORDANOV Yordan			
3.	(4)	BLR 	16 PIATRUSHENKA Raman	2:59.946	02.012	
			4 ABALMASAU Aliaksei	41.310 (1)	1:25.690 (1)	2:14.080 (2)
			21 TURCHYN Dziamyant			+ 01.870
			14 MAKHNEU Vadzim			
4.	(9)	LTU 	282 BALCIUNAS Egidijus	3:03.126	05.192	
			294 VAICIKONIS Vytautas	42.300 (3)	1:29.260 (6)	2:17.870 (6)
			295 VAICIULIS Justas	+ 00.990	+ 03.570	+ 05.660
			291 RADZEVIC Andzej			
5.	(2)	FRA 	122 LE CRUBIER Vincent	3:03.266	05.332	
			123 MARCAUD Romain	44.000 (5)	1:28.110 (4)	2:16.880 (5)
			115 BOUKPETI Olivier	+ 02.690	+ 02.420	+ 04.670
			113 AMIR TAHMASSEB Babak			
6.	(8)	NOR 	506 CHRISTENSEN Mats	3:04.954	07.020	
			314 WEFALD Alex	48.010 (9)	1:29.970 (7)	2:18.850 (7)
			307 LANGSLET Jostein	+ 06.700	+ 04.280	+ 06.640
			313 SÖLBERG JR. Öyvind			
7.	(7)	UKR 	480 KOPYSTYNSKYI Roman	3:06.230	08.296	
			474 FESUN Serhiy	47.680 (8)	1:30.580 (8)	2:19.290 (8)
			469 BARDASH Oleksandr	+ 06.370	+ 04.890	+ 07.080
			470 BASHTOVYY Sergiy			
8.	(3)	RUS 	388 IL'IN Andrey	3:06.806	08.872	
			407 SHKIOTOV Andrey	44.550 (6)	1:31.620 (9)	2:20.610 (9)
			399 NIKOLAEV Pavel	+ 03.240	+ 05.930	+ 08.400
			409 TITOV Denis			
(6)	CZE 	39 ANDRLIK Jan	DNF			
70 SOUCEK Jan		46.030 (7)	1:28.760 (5)	2:14.900 (4)		
52 HOLUBAR Pavel		+ 04.720	+ 03.070	+ 02.690		
66 POLIVKA Jiri						