










Results

Thursday 6th July

1 K1 Women 1000 m H 1 / 2 09:00

1/3 -> Final 4/7 -> SF + BT rest out









rank	lane	country	name	time	gap
1.	(5)	 GER	164 WAGNER-AUGUSTIN Katrin	4:01.660	
				57.180 (2) 1:59.020 (2) 3:00.210 (1)	
				+ 00.770 + 00.770 +	
2.	(6)	 HUN	176 BENEDEK Dalma	4:01.820	00.160
				56.410 (1) 1:58.250 (1) 3:01.090 (4)	
3.	(4)	 CZE	61 MRUZKOVA Michala	4:06.776	05.116
				57.620 (3) 1:59.680 (3) 3:00.650 (2)	
				+ 01.210 + 01.430 + 00.440	
4.	(3)	 SCG	421 NADJ Antonija	4:08.852	07.192
				59.490 (6) 2:00.400 (4) 3:00.870 (3)	
				+ 03.080 + 02.150 + 00.660	
5.	(2)	 DEN	77 ENGEL HANSEN Henriette	4:12.496	10.836
				59.980 (7) 2:02.980 (7) 3:06.910 (6)	
				+ 03.570 + 04.730 + 06.700	
6.	(9)	 FRA	118 DELATTRE Marie	4:12.720	11.060
				58.940 (4) 2:01.280 (5) 3:06.580 (5)	
				+ 02.530 + 03.030 + 06.370	
7.	(8)	 NED	298 HAAZE Eef	4:15.608	13.948
				59.160 (5) 2:01.990 (6) 3:09.490 (7)	
				+ 02.750 + 03.740 + 09.280	
8.	(1)	 BLR	8 BANDARENKA Natallia	4:16.708	15.048
				1:00.920 (9) 2:04.300 (8) 3:09.880 (8)	
				+ 04.510 + 06.050 + 09.670	
9.	(7)	 SLO	429 KÖLLÖ Szilvia	4:23.504	21.844
				1:00.480 (8) 2:05.610 (9) 3:14.110 (9)	
				+ 04.070 + 07.360 + 13.900	

Results

Thursday 6th July

2 K1 Women 1000 m H 2 / 2 09:07

1/3 -> Final 4/7 -> SF + BT rest out

rank	lane	country	name	time	gap
1.	(3)	ITA 	257 IDEM Josefa	4:05.051	
				56.790 (1) 1:56.880 (1)	3:00.100 (1)
2.	(4)	POL 	334 MIKOLAJCZYK Beata	4:05.663	00.612
				57.560 (2) 1:57.650 (2)	3:01.140 (2)
				+ 00.770 + 00.770	+ 01.040
3.	(6)	RUS 	404 SALAKHOVA Juliana	4:06.623	01.572
				1:00.470 (6) 2:00.560 (5)	3:03.890 (5)
				+ 03.680 + 03.680	+ 03.790
4.	(7)	ESP 	91 MANCHON PORTILLO Beatriz	4:07.127	02.076
				59.590 (5) 1:59.950 (4)	3:02.180 (3)
				+ 02.800 + 03.070	+ 02.080
5.	(9)	GBR 	129 COULSON Abi	4:08.979	03.928
				58.390 (3) 1:59.350 (3)	3:03.390 (4)
				+ 01.600 + 02.470	+ 03.290
6.	(8)	AUT 	2 SCHURING Yvonne	4:14.143	09.092
				59.050 (4) 2:01.270 (6)	3:06.410 (6)
				+ 02.260 + 04.390	+ 06.310
7.	(2)	GRE 	168 ALEXOPOULOU Athina	4:21.243	16.192
				1:01.520 (7) 2:02.150 (7)	3:10.200 (7)
				+ 04.730 + 05.270	+ 10.100
8.	(1)	FIN 	108 IHNA Laura	4:39.967	34.916
				1:21.620 (8) 2:16.100 (8)	3:27.890 (8)
				+ 24.830 + 19.220	+ 27.790

Results

Thursday 6th July

3 C1 Men 1000 m H 1 / 2 09:14

1/3 -> Final 4/7 -> SF + BT rest out









rank	lane	country	name	time	gap
1.	(5)	 GER	143 DITTMER Andreas	4:01.963 58.220 (1) 1:59.570 (2) 3:00.270 (1) + 00.440	
2.	(4)	 BLR	24 ZHUKOVSKI Aliaksandr	4:02.787 59.540 (4) 2:00.010 (3) 3:00.870 (2) + 01.320 + 00.880 + 00.600	00.824
3.	(6)	 POL	342 TYSZYNSKI Wojciech	4:03.919 58.660 (2) 2:01.610 (6) 3:01.420 (4) + 00.440 + 02.480 + 01.150	01.956
4.	(2)	 UKR	472 CHEBAN Yuriy	4:07.103 1:00.030 (5) 2:00.560 (4) 3:01.810 (5) + 01.810 + 01.430 + 01.540	05.140
5.	(3)	 FRA	120 HEMONIC Bertrand	4:07.267 1:01.240 (7) 2:01.060 (5) 3:04.830 (7) + 03.020 + 01.930 + 04.560	05.304
6.	(7)	 SVK	449 OSTRCIL Marian	4:07.959 1:02.120 (8) 2:02.590 (7) 3:04.440 (6) + 03.900 + 03.460 + 04.170	05.996
7.	(1)	 BUL	27 ATANASOV Stanimir	4:08.375 1:00.470 (6) 1:59.130 (1) 3:01.200 (3) + 02.250 + 00.930	06.412
8.	(8)	 ITA	253 CALVI Enrico	4:11.091 58.990 (3) 2:03.360 (8) 3:07.300 (8) + 00.770 + 04.230 + 07.030	09.128

Results

Thursday 6th July

4 C1 Men 1000 m H 2 / 2 09:21

1/3 -> Final 4/7 -> SF + BT rest out

rank	lane	country	name	time	gap
1.	(5)	RUS 	400 OPALEV Maxim	4:03.256	
				58.990 (2) 2:00.400 (2) 3:02.730 (2)	
				+ 01.810 + 02.250 + 00.380	
2.	(7)	GRE 	169 KILIGKARIDIS Andreas	4:04.288	01.032
				59.540 (3) 2:01.170 (3) 3:03.230 (3)	
				+ 02.360 + 03.020 + 00.880	
3.	(6)	ESP 	86 CAL FIGUEROA David	4:04.988	01.732
				1:02.560 (7) 2:03.360 (6) 3:03.500 (4)	
				+ 05.380 + 05.210 + 01.150	
4.	(4)	HUN 	202 JOÓB Márton	4:05.600	02.344
				1:01.570 (6) 2:02.490 (5) 3:04.650 (5)	
				+ 04.390 + 04.340 + 02.300	
5.	(3)	CZE 	45 DOKTOR Martin	4:09.940	06.684
				1:00.030 (4) 2:01.770 (4) 3:04.930 (6)	
				+ 02.850 + 03.620 + 02.580	
6.	(1)	ROM 	370 MIRONCIC Florin	4:11.440	08.184
				57.180 (1) 1:58.150 (1) 3:02.350 (1)	
7.	(2)	LAT 	275 PROKOPENKO Andrejs	4:20.804	17.548
				1:00.580 (5) 2:05.070 (7) 3:15.750 (7)	
				+ 03.400 + 06.920 + 13.400	
8.	(8)	CRO 	499 LJUBEK Nikica	4:20.960	17.704
				1:03.490 (8) 2:08.530 (8) 3:16.130 (8)	
				+ 06.310 + 10.380 + 13.780	

Results

Thursday 6th July

5 K1 Men 1000 m H 1 / 4 09:28

1/6 -> SF + 3 next BT rest out

rank	lane	country	name	time	gap
1.	(5)	 NOR	308 LARSEN Eirik veras	3:38.278	
				53.390 (2) 1:48.150 (2) 2:42.580 (2)	
				+ 00.490 + 00.720 + 00.160	
2.	(4)	 ISR	247 YELLIN Roei	3:39.058	00.780
				54.270 (3) 1:47.430 (1) 2:42.420 (1)	
				+ 01.370 +	
3.	(6)	 SWE	461 OSCARSSON Markus	3:43.674	05.396
				55.090 (4) 1:50.570 (4) 2:45.930 (3)	
				+ 02.190 + 03.140 + 03.510	
4.	(8)	 SVK	441 GYORI Tibor	3:44.358	06.080
				56.300 (7) 1:52.320 (6) 2:48.520 (5)	
				+ 03.400 + 04.890 + 06.100	
5.	(7)	 LTU	289 NEKROSIUS Ricardas	3:44.742	06.464
				55.590 (5) 1:53.920 (7) 2:49.390 (6)	
				+ 02.690 + 06.490 + 06.970	
6.	(3)	 SUI	433 FÄH Simon	3:48.642	10.364
				52.900 (1) 1:48.810 (3) 2:46.810 (4)	
				+ 01.380	
7.	(2)	 EST	104 PODER Raigo	3:51.398	13.120
				56.030 (6) 1:51.770 (5) 2:50.820 (7)	
				+ 03.130 + 04.340 + 08.400	
8.	(1)	 LAT	273 KUNIGS Kalvis	3:58.174	19.896
				57.350 (8) 1:57.540 (8) 2:58.570 (8)	
				+ 04.450 + 10.110 + 16.150	

Results

Thursday 6th July

6 K1 Men 1000 m H 2 / 4 09:35

1/6 -> SF + 3 next BT rest out

rank	lane	country	name	time	gap
1.	(6)	GBR 	127 BRABANTS Tim	3:36.502	
				51.020 (1) 1:45.240 (1) 2:39.890 (1)	
2.	(5)	HUN 	177 BENKÓ Zoltán	3:39.046	02.544
				52.290 (4) 1:47.050 (5) 2:41.370 (2)	
				+ 01.270 + 01.810 + 01.480	
3.	(4)	SLO 	432 ZUPANCIC-REGENT Jernej	3:39.686	03.184
				51.460 (2) 1:46.560 (4) 2:42.300 (5)	
				+ 00.440 + 01.320 + 02.410	
4.	(2)	FRA 	121 JOUBE Sebastien	3:40.354	03.852
				52.730 (5) 1:45.680 (2) 2:42.030 (4)	
				+ 01.710 + 00.440 + 02.140	
5.	(3)	ITA 	250 BENEDINI Franco	3:41.170	04.668
				51.790 (3) 1:46.120 (3) 2:41.640 (3)	
				+ 00.770 + 00.880 + 01.750	
6.	(8)	CRO 	497 JANIC Stjepan	3:42.114	05.612
				53.280 (6) 1:48.040 (6) 2:45.320 (6)	
				+ 02.260 + 02.800 + 05.430	
7.	(7)	BUL 	28 CHALAKOV Encho	4:01.102	24.600
				55.910 (7) 1:53.760 (7) 2:57.900 (7)	
				+ 04.890 + 08.520 + 18.010	

Results

Thursday 6th July

7 K1 Men 1000 m H 3 / 4 09:42

1/6 -> SF + 3 next BT rest out








rank	lane	country	name	time	gap
1.	(5)	 POR	359 SILVA Emanuel	3:41.101	
				53.770 (3) 1:49.580 (2) 2:46.640 (1)	
				+ 00.930 + 00.610 +	
2.	(6)	 POL	332 LUCZAK Krzysztof	3:41.981	00.880
				55.470 (6) 1:51.770 (6) 2:46.970 (2)	
				+ 02.630 + 02.800 + 00.330	
3.	(4)	 UKR	494 TERESHCHENKO Vladyslav	3:43.577	02.476
				53.220 (2) 1:50.020 (3) 2:48.180 (4)	
				+ 00.380 + 01.050 + 01.540	
4.	(7)	 FIN	109 MIKKONEN Kalle	3:44.337	03.236
				52.840 (1) 1:48.970 (1) 2:47.250 (3)	
5.	(2)	 GRE	170 NIKOLAOU Christos	3:47.717	06.616
				54.650 (5) 1:50.950 (5) 2:50.380 (6)	
				+ 01.810 + 01.980 + 03.740	
6.	(3)	 SCG	419 KOVACIC Igor	3:51.913	10.812
				54.150 (4) 1:50.510 (4) 2:50.050 (5)	
				+ 01.310 + 01.540 + 03.410	
7.	(8)	 CYP	504 ZODIATES Alexis	4:23.269	42.168
				58.990 (7) 2:05.120 (7) 3:15.480 (7)	
				+ 06.150 + 16.150 + 28.840	

Results

Thursday 6th July

8 K1 Men 1000 m H 4 / 4 09:49

1/6 -> SF + 3 next BT rest out

rank	lane	country	name	time	gap
1.	(7)	DEN 	82 WRAAE Kim	3:36.219	
				51.630 (2) 1:47.110 (2) 2:42.030 (1)	
				+ 00.770 + 00.610	
2.	(4)	ESP 	99 SAIES SISTIAGA Ekaitz	3:36.887	00.668
				52.950 (5) 1:48.860 (5) 2:42.690 (3)	
				+ 02.090 + 02.360 + 00.660	
3.	(5)	GER 	144 ECKBRETT Torsten	3:38.231	02.012
				50.860 (1) 1:46.500 (1) 2:43.020 (4)	
				+ 00.990	
4.	(3)	RUS 	402 RYAKHOV Anton	3:38.295	02.076
				52.180 (3) 1:47.540 (3) 2:42.360 (2)	
				+ 01.320 + 01.040 + 00.330	
5.	(6)	NED 	299 KOENDERS Robin	3:43.279	07.060
				52.620 (4) 1:48.260 (4) 2:45.430 (5)	
				+ 01.760 + 01.760 + 03.400	
6.	(2)	LUX 	505 SEIDEL Marc	3:46.543	10.324
				55.030 (7) 1:52.870 (7) 2:50.430 (7)	
				+ 04.170 + 06.370 + 08.400	
7.	(8)	CZE 	74 TRNKA Michal	3:48.487	12.268
				53.830 (6) 1:50.400 (6) 2:49.280 (6)	
				+ 02.970 + 03.900 + 07.250	

Results

Thursday 6th July

11 C2 Men 1000 m H 1 / 2 10:10

1/3 -> Final 4/7 -> SF + BT rest out

rank	lane	country	name	time	gap	
1.	(4)	POL 	326 GRZYBOWSKI Marcin	3:40.424		
			345 WOSZCZYNSKI Lukasz	53.060 (1)	1:47.540 (1)	2:44.390 (1)
2.	(5)	GER 	149 GILLE Christian	3:40.580	00.156	
			167 WYLENZEK Tomasz	53.390 (2)	1:48.970 (3)	2:44.660 (2)
				+ 00.330	+ 01.430	+ 00.270
3.	(3)	RUS 	392 KOVALEV Alexander	3:41.956	01.532	
			391 KOSTOGLD Alexander	54.210 (4)	1:48.310 (2)	2:45.050 (3)
				+ 01.150	+ 00.770	+ 00.660
4.	(6)	ROM 	366 CHIRILA Iosif	3:43.820	03.396	
			368 CUCULICI Andrei	53.780 (3)	1:49.580 (4)	2:45.710 (4)
				+ 00.720	+ 02.040	+ 01.320
5.	(2)	LAT 	274 PRANKS Gatis	3:46.600	06.176	
			278 SUDEIKIS Andrejs	55.260 (6)	1:50.230 (5)	2:47.250 (5)
				+ 02.200	+ 02.690	+ 02.860
6.	(1)	GBR 	133 LAWRENCE Matt	3:50.948	10.524	
			136 TRAIN James	56.140 (7)	1:52.760 (7)	2:50.210 (6)
				+ 03.080	+ 05.220	+ 05.820
7.	(8)	LTU 	288 MIASNIANKIN Jevgenij	3:53.228	12.804	
			292 REKSNYS Kazimieras	57.350 (8)	1:54.520 (8)	2:53.180 (8)
				+ 04.290	+ 06.980	+ 08.790
8.	(7)	SVK 	442 HAGARA Lubomir	3:53.252	12.828	
			437 BIKSADSKY Daniel	54.710 (5)	1:52.160 (6)	2:51.040 (7)
				+ 01.650	+ 04.620	+ 06.650

Results

Thursday 6th July

12

C2 Men 1000 m

H 2 / 2

10:17

1/3 -> Final 4/7 -> SF + BT rest out









rank	lane	country	name	time	gap
1.	(5)	HUN 	207 KOLONICS György	3:41.936	
			211 KOZMANN György	56.900 (5) 1:51.330 (3) 2:46.920 (2)	+ 02.090 + 01.260 + 00.330
2.	(4)	BLR 	7 BAHDANOVICH Andrei	3:42.180	00.244
			6 BAHDANOVICH Aliaksandr	55.140 (2) 1:51.990 (4) 2:47.910 (4)	+ 00.330 + 01.920 + 01.320
3.	(8)	FRA 	114 BEUGNET Mathieu	3:43.212	01.276
			119 GOUBEL Mathieu	54.810 (1) 1:50.070 (1) 2:46.590 (1)	
4.	(6)	ESP 	85 BEA GARCIA Jose Alfredo	3:44.120	02.184
			92 MASCATO GARCIA David	56.410 (4) 1:50.840 (2) 2:47.580 (3)	+ 01.600 + 00.770 + 00.990
5.	(2)	CZE 	51 HELLER Jiri	3:50.116	08.180
			43 BRECKA Jan	58.490 (7) 1:54.520 (7) 2:52.250 (7)	+ 03.680 + 04.450 + 05.660
6.	(3)	UKR 	491 PROKOPENKO Maksym	3:54.584	12.648
			471 BEZUGLYY Sergiy	55.640 (3) 1:53.310 (6) 2:50.930 (6)	+ 00.830 + 03.240 + 04.340
7.	(7)	BUL 	25 ALIEV Adnan	4:00.260	18.324
			26 ATANASOV Dimitar	57.450 (6) 1:52.540 (5) 2:50.110 (5)	+ 02.640 + 02.470 + 03.520

Results

Thursday 6th July

13 K2 Men 1000 m H 1 / 3 10:24

1st -> Final 2/7 -> SF rest out

rank	lane	country	name	time	gap	
1.	(5)	ROM 	361 ANGHEL Ionut	3:17.083		
			375 SEVICI Marian	45.970 (1)	1:35.240 (1)	2:25.880 (1)
2.	(6)	ESP 	89 HERNANZ AGUERIA Javier	3:17.087	00.004	
			84 BANOS YERGA Pablo	48.500 (5)	1:37.170 (3)	2:27.530 (2)
				+ 02.530	+ 01.930	+ 01.650
3.	(4)	SVK 	452 TARR Juraj	3:20.787	03.704	
			454 WIEBAUER Andrej	47.620 (3)	1:36.510 (2)	2:27.800 (3)
				+ 01.650	+ 01.270	+ 01.920
4.	(2)	LTU 	290 PETRUKANECAS Romas	3:22.455	05.372	
			287 MALINAUSKAS Rokas	48.940 (6)	1:38.980 (6)	2:30.330 (5)
				+ 02.970	+ 03.740	+ 04.450
5.	(7)	ITA 	265 ROSSI Antonio	3:22.879	05.796	
			263 RICCHETTI Alberto	48.060 (4)	1:38.320 (5)	2:29.670 (4)
				+ 02.090	+ 03.080	+ 03.790
6.	(1)	NOR 	309 NAESS Mattis	3:24.087	07.004	
			310 NORENBORG Jacob	49.430 (7)	1:39.690 (7)	2:30.660 (6)
				+ 03.460	+ 04.450	+ 04.780
7.	(3)	LAT 	277 STALMANIS Ronalds	3:25.747	08.664	
			272 KRISTAPS Zalupe	46.960 (2)	1:37.770 (4)	2:32.410 (7)
				+ 00.990	+ 02.530	+ 06.530
8.	(8)	CYP 	34 CRISTOFOROU Kyriacos	4:08.471	51.388	
			35 KYRIACOU Michales	59.980 (8)	2:01.110 (8)	3:04.330 (8)
				+ 14.010	+ 25.870	+ 38.450

Results

Thursday 6th July

14

K2 Men 1000 m

H 2 / 3

10:31

1st -> Final 2/7 -> SF rest out

rank	lane	country	name	time	gap
1.	(5)	HUN 	204 KAMMERER Zoltán	3:19.009	
			213 KUCSERA Gábor	47.780 (3) 1:36.940 (2) 2:26.660 (1)	+ 00.710 + 00.660
2.	(4)	FRA 	117 COLIN Philippe	3:20.929	01.920
			116 CARRE Cyrille	47.460 (2) 1:36.280 (1) 2:27.590 (2)	+ 00.390 + 00.930
3.	(3)	IRL 	242 FLEMING neil	3:22.797	03.788
			244 MALONEY Brendan	48.500 (5) 1:38.480 (3) 2:28.630 (3)	+ 01.430 + 02.200 + 01.970
4.	(6)	BEL 	502 MAESEN Bob	3:23.961	04.952
			501 D'HAENE Wouter	49.490 (7) 1:40.680 (6) 2:34.130 (6)	+ 02.420 + 04.400 + 07.470
5.	(8)	CZE 	54 HORSKY Ondrej	3:24.461	05.452
			56 JEZEK Tomas	48.170 (4) 1:39.200 (4) 2:30.940 (4)	+ 01.100 + 02.920 + 04.280
6.	(2)	NED 	297 FELDERHOFF Niels	3:26.485	07.476
			301 VAN DEN BERG Ruud	48.880 (6) 1:41.450 (7) 2:34.560 (7)	+ 01.810 + 05.170 + 07.900
7.	(7)	UKR 	473 EPISHKIN Vitaliy	3:28.509	09.500
			486 MARKIN Borys	47.070 (1) 1:39.960 (5) 2:33.740 (5)	+ 03.680 + 07.080

Results

Thursday 6th July

15

K2 Men 1000 m

H 3 / 3

10:38

1st -> Final 2/7 -> SF rest out

rank	lane	country	name	time	gap	
1.	(5)	GER 	155 IHLE Andreas	3:15.621		
			163 WAGNER Rupert	45.480 (1)	1:33.590 (1)	2:23.900 (1)
2.	(2)	POL 	335 NOWAK Tomasz	3:17.705	02.084	
			339 SEROCZYNSKI Adam	46.850 (4)	1:36.890 (4)	2:27.200 (2)
				+ 01.370	+ 03.300	+ 03.300
3.	(7)	DEN 	80 NIELSEN Lasse	3:17.889	02.268	
			81 SPLIID Adam	50.810 (7)	1:38.480 (6)	2:27.860 (4)
				+ 05.330	+ 04.890	+ 03.960
4.	(8)	GBR 	138 WYCHERLEY Paul	3:19.637	04.016	
			126 ALMASI Peter	46.410 (3)	1:36.170 (3)	2:28.130 (5)
				+ 00.930	+ 02.580	+ 04.230
5.	(3)	POR 	348 CORREIA Leonel	3:21.401	05.780	
			358 SANTOS Pedro	47.400 (5)	1:37.650 (5)	2:28.900 (6)
				+ 01.920	+ 04.060	+ 05.000
6.	(6)	SUI 	434 GUBSER David	3:22.093	06.472	
			435 GUBSER Remo	47.950 (6)	1:39.360 (7)	2:31.100 (7)
				+ 02.470	+ 05.770	+ 07.200
7.	(4)	RUS 	403 SALAKHOV Evgeny	3:27.129	11.508	
			412 VASILEV Anton	46.030 (2)	1:34.740 (2)	2:27.530 (3)
				+ 00.550	+ 01.150	+ 03.630

Results

Thursday 6th July

16 K4 Women 1000 m H 1 / 2 10:45

1/3 -> Final 4/7 -> SF + BT rest out

rank	lane	country	name	time	gap
1.	(6)		219 PAKSY Timea	3:21.857	
			210 KOVÁCS Katalin	48.610 (1)	1:38.870 (1) 2:30.330 (1)
			201 JANICS Natasa		
			205 KERESZTESI Alexandra		
2.	(5)		319 DZIENISZEWSKA Edyta	3:24.493	02.636
			318 CHOJNACKA Malgorzata	49.710 (2)	1:40.400 (2) 2:32.200 (2)
			324 GORZYNSKA Anna	+ 01.100	+ 01.530 + 01.870
			330 KUCZKOWSKA Dorota		
3.	(4)		380 VULPES Florica	3:26.393	04.536
			367 CIOBANU Mariana	50.860 (3)	1:41.890 (3) 2:34.120 (3)
			379 TALPA Lidia	+ 02.250	+ 03.020 + 03.790
			371 PLATON Alina		
4.	(7)		249 AQUILANTI Claudia	3:29.689	07.832
			267 SGROI Fabiana	51.680 (4)	1:43.860 (4) 2:36.590 (4)
			251 BIGLIARDI Chiara	+ 03.070	+ 04.990 + 06.260
			269 ZANIRATO Francesca		
5.	(3)		465 ALDUKHOVA Lyudmyla	3:34.537	12.680
			485 LITYNSKA Oksana	52.780 (5)	1:44.690 (5) 2:39.170 (5)
			488 PALAMARCHUK Yuliya	+ 04.170	+ 05.820 + 08.840
			483 LISOVA Katerina		

Results

Thursday 6th July

17 K4 Women 1000 m H 2 / 2 10:52

1/3 -> Final 4/7 -> SF + BT rest out

rank	lane	country	name	time	gap
1.	(5)	GER 	156 LEONHARDT Carolin	3:26.475	
			154 HÖRMANN Silke	49.270 (1)	1:40.960 (1) 2:33.240 (1)
			148 FRENKEN Miriam		
			162 SCHUCK Tanja		
2.	(6)	BLR 	12 HERSHAN Volha	3:28.951	02.476
			15 PALTARAN Maryna	50.700 (2)	1:42.380 (2) 2:35.280 (2)
			8 BANDARENKA Natallia	+ 01.430	+ 01.420 + 02.040
			10 FEDAROVICH Tatsiana		
3.	(3)	CZE 	38 ADAMOVA Anna	3:31.583	05.108
			68 SEBESTOVA Jana	52.240 (4)	1:45.130 (4) 2:38.520 (4)
			40 BALLOVA Klara	+ 02.970	+ 04.170 + 05.280
			48 FUTEROVA Barbora		
4.	(7)	POR 	355 PORTELA Teresa	3:37.043	10.568
			360 SOUSA Joana	53.500 (5)	1:46.890 (5) 2:41.040 (5)
			351 GOMES Beatriz	+ 04.230	+ 05.930 + 07.800
			349 COSTA Marcia		
5.	(4)	SCG 	420 KUBIK Renata	3:37.935	11.460
			423 PANDA Antonija	51.580 (3)	1:43.370 (3) 2:37.200 (3)
			417 KLIMPF Jelena	+ 02.310	+ 02.410 + 03.960
			426 TIBOR Marta		

Results

Thursday 6th July

18 K4 Men 1000 m H 1 / 2 10:59

1/3 -> Final 4/7 -> SF + BT rest out

rank	lane	country	name	time	gap
1.	(5)		450 RISZDORFER Michal	2:54.236	
			451 RISZDORFER Richard	41.960 (1)	1:25.190 (1) 2:10.280 (1)
			453 VLCEK Erik		
			438 ERBAN Robert		
2.	(6)		94 MUNOZ ARESTOY Manuel	2:55.024	00.788
			87 CRAVIOTTO RIVERO Saul	42.290 (2)	1:25.850 (2) 2:10.610 (2)
			98 PRIETO VALERA Borja	+ 00.330	+ 00.660 + 00.330
			83 ACUNA IGLESIAS Jaime		
3.	(8)		255 FACCHIN Andrea	2:56.252	02.016
			252 BONOMI Beniamino	42.620 (3)	1:28.210 (5) 2:11.820 (3)
			258 JAZBEC Jaka	+ 00.660	+ 03.020 + 01.540
			266 SCADUTO Antonio		
4.	(4)		331 KUJAWSKI Mauriusz	2:57.304	03.068
			316 BAUMANN Pawel	42.950 (4)	1:26.610 (3) 2:12.540 (4)
			321 GAWRYCH Przemyslaw	+ 00.990	+ 01.420 + 02.260
			323 GORSKI Tomasz		
5.	(3)		39 ANDRLIK Jan	2:59.516	05.280
			70 SOUCEK Jan	44.050 (6)	1:29.850 (7) 2:14.840 (6)
			52 HOLUBAR Pavel	+ 02.090	+ 04.660 + 04.560
			66 POLIVKA Jiri		
6.	(2)		122 LE CRUBIER Vincent	3:00.256	06.020
			123 MARCAUD Romain	43.610 (5)	1:27.490 (4) 2:15.060 (7)
			115 BOUKPETI Olivier	+ 01.650	+ 02.300 + 04.780
			113 AMIR TAHMASSEB Babak		
7.	(7)		506 CHRISTENSEN Mats	3:00.324	06.088
			314 WEFALD Alex	44.920 (8)	1:29.140 (6) 2:14.130 (5)
			307 LANGSLET Jostein	+ 02.960	+ 03.950 + 03.850
			313 SÖLBERG JR. Öyvind		
8.	(1)		282 BALCIUNAS Egidijus	3:02.900	08.664
			294 VAICIKONIS Vytautas	44.490 (7)	1:30.790 (8) 2:17.200 (8)
			295 VAICIULIS Justas	+ 02.530	+ 05.600 + 06.920
			291 RADZEVIC Andzej		

Results

Thursday 6th July

19 K4 Men 1000 m H 2 / 2 11:06

1/3 -> Final 4/7 -> SF + BT rest out

rank	lane	country	name	time	gap	
1.	(3)	GER 	139 ALTEPOST Lutz	2:57.333		
			142 BRÖCKL Norman	42.180 (1)	1:26.290 (1)	2:11.650 (1)
			140 BACH Björn			
			150 GOLDSCHMIDT Björn			
2.	(5)	ROM 	363 BABAN Marian	2:58.593	01.260	
			362 ANTON Alin	42.950 (3)	1:26.890 (2)	2:12.910 (2)
			377 STEFAN Vasile	+ 00.770	+ 00.600	+ 01.260
			369 MADA Florean			
3.	(6)	HUN 	231 SÍK Márton	2:58.705	01.372	
			186 CSAMANGÓ Attila	42.510 (2)	1:27.440 (3)	2:13.190 (3)
			180 BOROS Attila	+ 00.330	+ 01.150	+ 01.540
			181 BOROS Gergely			
4.	(2)	BLR 	16 PIATRUSHENKA Raman	3:04.089	06.756	
			4 ABALMASAU Aliaksei	44.700 (7)	1:28.710 (4)	2:14.890 (4)
			21 TURCHYN Dziamyar	+ 02.520	+ 02.420	+ 03.240
			14 MAKHNEU Vadzim			
5.	(7)	RUS 	388 IL'IN Andrey	3:04.793	07.460	
			407 SHKIOTOV Andrey	44.270 (6)	1:30.460 (7)	2:16.320 (6)
			399 NIKOLAEV Pavel	+ 02.090	+ 04.170	+ 04.670
			409 TITOV Denis			
6.	(8)	UKR 	480 KOPYSTYNSKYI Roman	3:05.385	08.052	
			474 FESUN Serhiy	43.830 (5)	1:29.860 (6)	2:17.580 (7)
			469 BARDASH Oleksandr	+ 01.650	+ 03.570	+ 05.930
			470 BASHTOVYY Sergiy			
7.	(4)	BUL 	31 KAZANOV Milko	3:06.101	08.768	
			30 HRISTOV Ivan	43.390 (4)	1:29.310 (5)	2:15.990 (5)
			32 MERKOV Petar	+ 01.210	+ 03.020	+ 04.340
			33 YORDANOV Jordan			
8.	(1)	POR 	356 RAMALHO Jose	3:06.621	09.288	
			352 GOMES Pedro	45.140 (8)	1:31.180 (8)	2:18.900 (8)
			354 GUEDES Hugo	+ 02.960	+ 04.890	+ 07.250
			350 FERNANDES David			